

Producing 3D Audio in Ambisonics

Matthias Frank, Franz Zotter, and Alois Sontacchi

Institute of Eletronic Music and Acoustics, University of Music and Performing Arts Graz, 8010 Graz, Austria

Correspondence should be addressed to Matthias Frank (frank@iem.at)

ABSTRACT

Ambisonics is a 3D recording and playback method that is based on the representation of the sound field excitation as a decomposition into spherical harmonics. This representation facilitates spatial sound production that is independent of the playback system. The adaptation to a given playback system (loudspeakers or motion-tracked headphones) is achieved by a suitable decoder.

This contribution gives an overview of the current state-of-the-art in Ambisonics including content production using Ambisonic main microphone arrays or panning of virtual sources, spatial effects, and reproduction by loudspeakers and headphones. The software for the whole production chain is already available as a VST-plugin suite for digital audio workstations.

1. INTRODUCTION

Ambisonics [1, 2] has a forty-year tradition now in producing 3D audio content. Its potential nowadays to become one of the main production technologies might be due to this long tradition. Its original recording technology was conceived to be of low spatial resolution, as one could only manufacture first-order gradient transducers of high audio quality. This limitation made a perceptually stable spatial playback hard to accomplish, but the ten-to-twenty years use of higher order Ambisonics [3, 4, 5, 6] could be shown to be free of tight resolution deficits.

Still, the area around the center of practical higher-order Ambisonic systems, the *physical sweet spot* in which a sound field can be recreated physically accurately, is limited to few centimeters at high frequencies [7]. Nevertheless, the *perceptual sweet spot* covers most of the listening area when employing Ambisonics as an amplitude-panning method [8]. In this case, the advantage of higher-order Ambisonics lies in the perceptual effect of a phantom source [9] rather than a physically accurate sound field synthesis [10]: At low frequencies, the level differences between the loudspeakers create time differences between the ears [11], which are the dominant localization cues in the horizontal plane [12].

Why the time is now to start producing in Ambisonics:

We not only have all scientific evidence that it works [13, 14], but also we finally have the higher-order recording equipment [15] and user-friendly tools: Free VST-plugins [16] that largely simplify producing Ambisonic content were released and awarded the gold medal of the

AES Student Design Competition 2014, Berlin. Moreover, a tool to prepare arbitrary loudspeaker layouts for playback is available for free: the Ambisonic Decoder Design Toolbox [17]. Last but not least, the MPEG-H standard is on its way which will support distributing higher-order Ambisonic content.

This paper first gives an overview of Ambisonics in terms of its basics, signal flow, and perceptual aspects. The subsequent sections introduce first- and higher-order main microphone arrays for Ambisonic recordings and spatial effects in the Ambisonic domain. Finally, the paper presents current decoding strategies for Ambisonic playback on arbitrary loudspeaker arrangements and headphones.

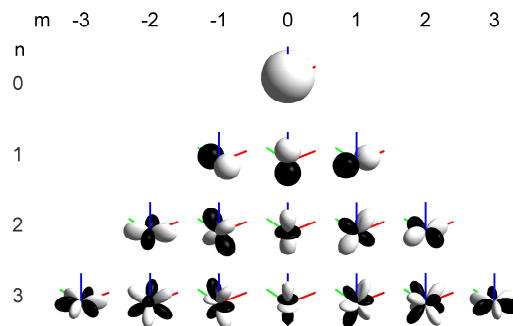


Fig. 1: First 16 spherical harmonics with order n and degree m .

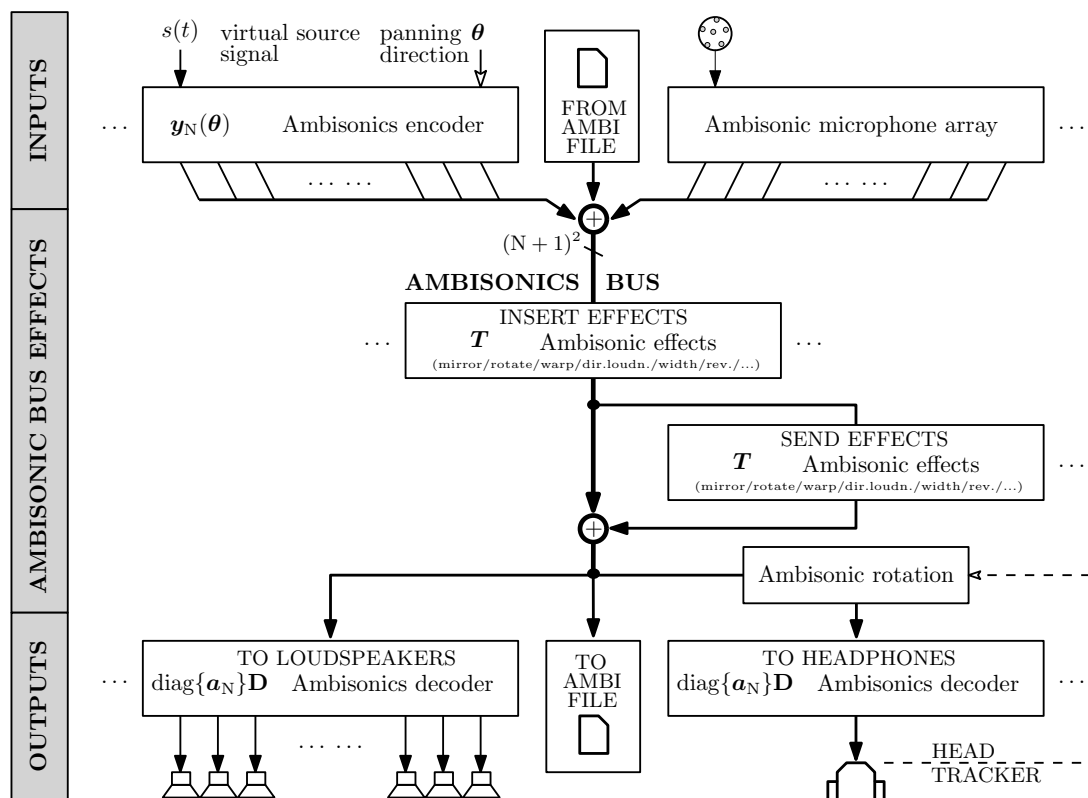


Fig. 2: Signal flow of Ambisonics including inputs (Ambisonic encoder, microphone arrays, files), Ambisonics bus with effects (insert or send), and outputs (loudspeaker signals, head-tracked headphone signals, files).

2. BASICS OF AMBISONICS

Ambisonics [18, 1, 6, 3] is based on the representations of the sound field excitation in terms of orthogonal basis functions. In the three-dimensional case, these functions are the so-called *spherical harmonics*, cf. Figure 1. Their maximum order N determines the spatial resolution, the number of channels, and the minimum number density of loudspeakers required for reproduction.

2.1. Signal Flow

The signal flow of Ambisonics is exemplarily shown in Figure 2. The spherical harmonics representation allows for the application of a bus system. The channel count $(N+1)^2$ of this bus is determined by the maximum order N and does not depend on the number of sources. For a single source panned at a direction θ , $\theta = [\cos(\varphi) \sin(\vartheta), \sin(\varphi) \sin(\vartheta), \cos(\vartheta)]^T$ with the azimuth φ and zenith angles ϑ , the Ambisonic spectrum $y_N(\theta)$ is calculated frequency-independently by evaluating the spherical harmonics at θ . As alternative in-

puts, Ambisonic microphone arrays (see section 3) or pre-produced Ambisonic files can be employed.

All inputs are summed up in the Ambisonics bus that can be modified by either multichannel insert or send effects. More details on the spatial Ambisonics effects can be found in section 4. Note that effects are not bound to the Ambisonics bus, but they can also be applied directly to the inputs.

For playback, the final channels of the Ambisonics bus can be either decoded to loudspeakers and head-tracked headphones, or stored in a file for playback on arbitrary systems. The decoder derives the signals $s_l(t)$ for the L loudspeakers of an arrangement from the Ambisonic bus by multiplication with the order-weighted, real-valued and time-invariant decoder matrix $\text{diag}\{a_N\}\mathbf{D}$. The matrix \mathbf{D} is derived from the spherical harmonic spectra $y_N(\theta_l)$ of each (virtual) loudspeaker $\mathbf{Y}_N = [y_N(\theta_1), y_N(\theta_2), \dots, y_N(\theta_L)]$. More details on decoder design strategies are shown in section 5.

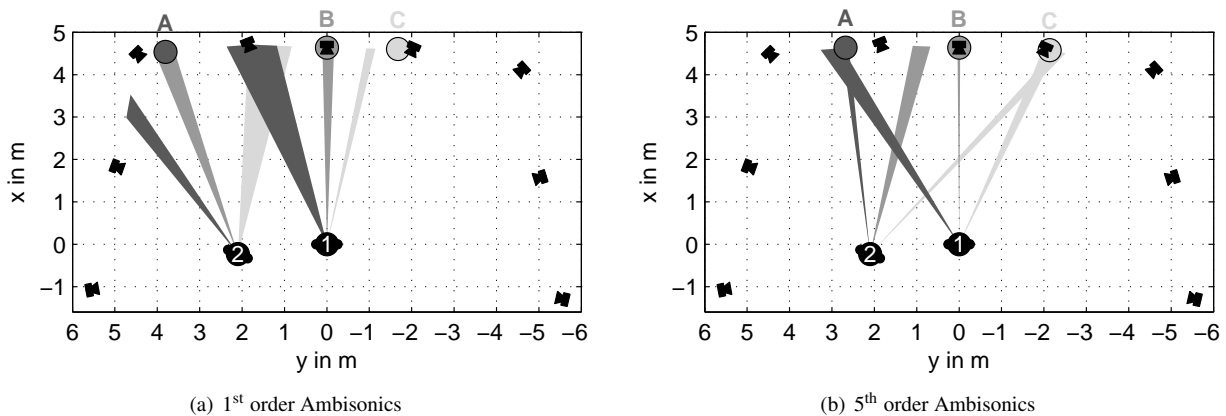


Fig. 3: Confidence intervals (gray beams) of the median localized directions in a listening experiment [19] for 3 panning directions A, B, C (gray filled circles), and 2 listening positions 1, 2.

2.2. Order and Order Weighting

In comparison to vector-base amplitude panning [20] (VBAP) that does not have such a modal representation, Ambisonics is designed to enable playback with direction-independent, smooth quality. Smoothness is gained by giving up on the accurate localization achievable with a single active loudspeaker. The match between panning direction and perceived direction increases with the Ambisonics order, cf. Figure 3 [19]. This is even more evident for off-center listening positions. Besides the increased match, the variance of the experimental results decreases. Truncation of the spherical harmonic series to N yields disturbing side lobes that can be attenuated by appropriate weighting a_N , cf. [6] and Figure 4. *Inphase* weighting completely suppresses side lobes at the cost of a wide main lobe. As a trade-off, the *max- r_E* weighting [4] maximizes the energy towards the panning direction and achieves the best localization and least coloration at all listening positions [19, 13, 21, 8]. For higher-order Ambisonic microphone arrays, different order weighting should be applied in sub-bands, cf. section 3.2.

3. AMBISONIC MAIN MICROPHONE ARRAYS

3D audio production appears to be rather complicated, especially in cases of real audio scenes with a lot of maybe moving sources at various directions including height. Typical two-channel stereo or 5.1 main microphone recording technology will not map all the information correctly, and using many spot microphones can be challenging when all spatial and timbral aspects should be represented adequately.

In this case, Ambisonics offers a great advantage as a 3D audio production technology: There are various main microphone arrays that can be employed for recording spatially rich audio scenes, spatial music, or rooms with interestingly complex reverberation.

3.1. First Order

The first-order Ambisonic microphone array technology has become about forty years old [22]. It consists of four coincident cardioid microphones oriented in different directions, angled by 70.5° between any pair. The angular resolution is therefore not large, but the low number of microphones allows to employ highest quality microphones. By now, beside the original manufacturer Soundfield/TSL Products (DSF-2, SPS422B, ST450, SPS200), also other companies such as Core Sound (TetraMic) and Oktava (4-D/MK-012) manufacture first-order Ambisonic microphone arrays.

In productions, the four channels of a first-order Ambisonic microphone deliver a well-balanced representation of ambience. However, the resolution is often not sufficient for direct sound, hence strategies such as mixing with spot microphones or the enhancement of the spatial resolution are often favorable.

3.2. Higher Order

There is one higher-order Ambisonic microphone array commercially available at the moment, and it allows to capture stand-alone spatial recordings of high timbral and spatial definition: the Eigenmike from mhacoustics [15, 23], which achieves up to fourth-order resolution.

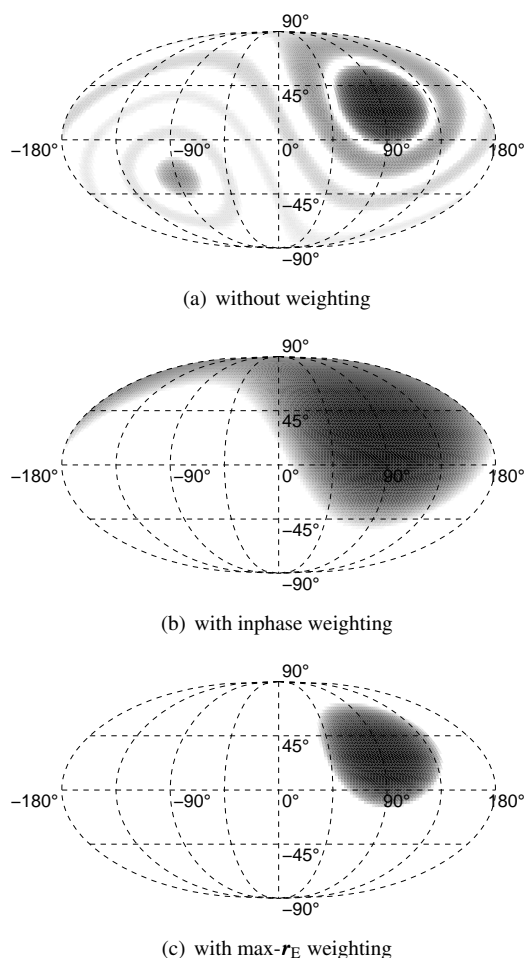


Fig. 4: Mollweide projection of the spherical gain distribution (25dB dynamic range) for a 5th-order source at 90° azimuth and 30° elevation for different weightings.

Research consistently indicates the achievable perceived spatial quality of such arrays [24, 25], and there have been quite impressive 3D Audio demonstrations from researchers in Paris [26, 27], Parma [28], and Graz^{1,2} [16]. In these demonstrations, processing gradually reduces the spatial resolution towards low frequencies, see [29, 30, 31]. To avoid disturbing side lobe localization at all frequencies, different $max-r_E$ weighting is required for each sub-band [32, 33].

¹http://www.matthiaskronlachner.com/wp-content/uploads/2013/01/AES_2014_Kronlachner.pdf

²http://www.matthiaskronlachner.com/wp-content/uploads/2013/01/kronlachner_aes_studentdesigncompetition_2014.pdf

In contrast to electronically steered beams of similarly frequency-dependent directivity, higher-order Ambisonic recording does not seem to entail the necessity of diffuse-field or free-field compensation.

3.3. Spatial Resolution Enhancement

To enhance the spatial definition of first-order Ambisonic recordings, two prominent approaches deliver useful results. Directional audio coding [34] (DirAC) reassigns a higher directional resolution to each frequency band of the recording by the intensity vector, whenever the intensity indicates a non-diffuse sound. Similarly, high angular resolution plane wave expansion [35] (HARPEX) assigns two plane wave directions to each frequency band. These approaches successfully enhance the information present in the recording, but they cannot exactly map more than one (DirAC) or two (HARPEX) non-diffuse simultaneous sources within one frequency band.

Despite the resolution of higher-order recordings is already much better in presenting direct sounds, further enhancement is achievable. There is a higher-order version of DirAC [36]. Moreover, an elegant super-resolution sound field imaging technique was presented by Epain [37]. It is based on subspace pre-processing that enables separation of direct from diffuse sound. Compressive sensing is applied to enhance the direct sounds.

These enhancement approaches are based on decomposition of the recording into virtual source objects. Such objects contain a sound signal and spatialization parameters such as direction and diffuseness.

4. SPATIAL AMBISONIC EFFECTS

When using object-based formats, the application of spatial effects is simple, because it is accomplished by changing the parameters of the object. However, a comprehensive set of spatial effects available as VST-plugins [16] can still be applied to the Ambisonics bus, which can contain several virtual source objects.

4.1. Basic Effects

The Ambisonic representation as decomposition into basis functions allows for some basic spatial effects. Inverting (phase-reversing) certain channels *mirrors* the virtual sound scene along the Cartesian coordinate axes (front/back, up/down, left/right). *Rotation* requires to run the Ambisonic signals through a matrix³.

³<http://ambisonics.iem.at/xchange/format/docs/spherical-harmonics-rotation>

Reordering and scaling of the Ambisonic channels can be employed in order to *convert* into different Ambisonics formats [38]. Typical non-spatial effects, such as equalization or delay, are applied to all Ambisonic channels as multichannel filters.

4.2. Advanced Effects

Warping [39, 40] moves all sources of a sound scene away or towards the poles or the equator, cf. Figure 5. This is often useful for the adjustment of main microphone recordings. Similarly, *directional loudness modification* [40] can be applied to increase or decrease the level of arbitrary spatial areas. This effect allows for the level adjustment of single sound sources within the main microphone recording.

The control of salience can also be achieved by *widening* of selected sources. The Ambisonic widening algorithm presented in [41] is an efficient way of doing so by filtering without introducing much coloration. It provides a larger sweet spot compared to the 2-channel stereo version [42] using the same loudspeaker spacing, and it can also be adjusted to create early reflections.

The simplest way of creating convincing 3D *reverberation* is the convolution of the source signal with measured Ambisonic impulse responses of well-sounding locations. There is already a number of such impulse response databases available, such as the OpenAIR lib⁴.

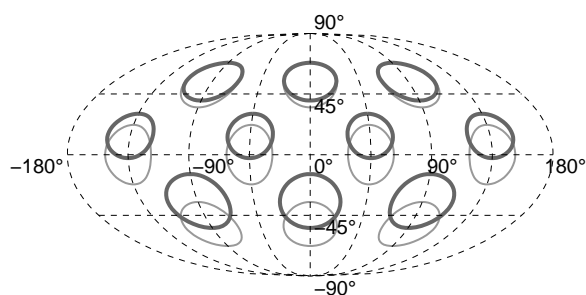


Fig. 5: Mollweide projection of 10 sources warped from their original location (light gray circles) towards the north pole (dark gray circles).

5. DECODING

Ambisonics can be played back on various systems, including both loudspeaker arrangements and headphones. This can be done by a suitable decoder matrix.

⁴freely available at <http://www.openairlib.net>

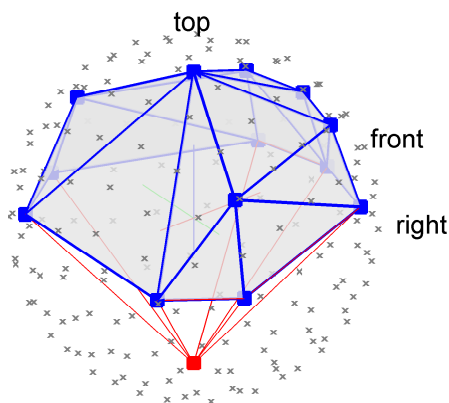


Fig. 6: Exemplary VBAP triangulation of AllRAD for AURO 13.1 loudspeaker arrangement (blue squares), imaginary floor loudspeaker (red square), and 180 virtual t -design loudspeakers (gray crosses).

5.1. Decoding to Loudspeakers

The traditional strategies of calculating decoders for loudspeaker playback are *sampling* and *mode-matching* [43], using the transposition of \mathbf{Y}_N or its right-inverse $\mathbf{Y}_N^T(\mathbf{Y}_N\mathbf{Y}_N^T)^{-1}$. However, such strategies are only suitable for regular loudspeaker arrangements covering the full sphere. For arbitrary arrangements, these strategies fail and yield large localization errors, as well as strong loudness and source width fluctuation [44, 8].

Alternative strategies were presented recently: Non-linear optimization [45, 46] can be employed to optimize perceptual relevant parameters [47, 48, 13, 21]. The *energy-preserving* strategy [49] was proposed for hemispherical loudspeaker arrangements. It reduces the set of basis functions and employs singular value decomposition.

AllRAD [50] is the most flexible strategy. It decodes Ambisonics to an optimal virtual t -design loudspeaker arrangement by sampling. This results in a decoder matrix that is mode-matching and energy-preserving at the same time. Signals of these virtual loudspeakers are mapped to the real loudspeakers using VBAP. Figure 6 shows the VBAP triangles for an AURO 13.1 arrangement. A stabilization of sources close to the border of the loudspeaker arrangement is achieved by the additional imaginary loudspeaker below the floor.

Useful decoder strategies are implemented in the freely available decoder design toolbox [17].

5.2. Decoding to Headphones

Headphone playback is practical for mobile applications, however convincing binaural playback requires careful creation of the ear signals. Basically, the spatial impression can be created by convolution of a source signal with the corresponding head-related impulse responses (HRIR) or binaural room impulse responses (BRIR). Using the loudspeaker feeds as source signals can recreate the ear signals of arbitrary loudspeaker arrays in a room.

Improved localization and plausibility is achieved by head-tracking that follows the head movements of the listener [51]. The incorporation of head movements requires sophisticated interpolation of the HRIRs/BRIRs [52].

By contrast, using Ambisonics for headphone playback [5, 53, 54] provides a simple way to involve head movements using rotation matrices, cf. section 4.1.

6. CONCLUSION AND OUTLOOK

The separation of encoding/recording and playback in Ambisonics allows for a flexible production: Playback via loudspeakers is suitable for large audiences, whereas headphone playback is practical for mobile applications. The number of storage/transmission channels determines the spatial resolution and is not depending on the number of sources. These sources can either be panned virtual sources, e.g. spot microphone signals, or recordings from Ambisonic main microphone arrays. Spatial effects can be applied in the Ambisonics domain, e.g. widening or loudness adjustment of single sources within main microphone recordings. All necessary software components are freely available as VST-plugins⁵.

The implementation of a dynamic compression that does not influence the spatial image is still an open question. The omni-directional component of Ambisonics includes all signals independent of their direction and thus can be used as a side-chain to control the compression of all channels equally.

7. ACKNOWLEDGMENTS

This work was partly supported by the project ASD, which is funded by Austrian ministries BMVIT, BMWFJ, the Styrian Business Promotion Agency (SFG), and the departments 3 and 14 of Styria. The Austrian Research Promotion Agency (FFG) conducted the funding under the Competence Centers for Excellent Technologies (COMET, K-Project), a program of the institutions above.

⁵<http://www.matthiaskronlachner.com/?p=2015>

8. REFERENCES

- [1] M. A. Gerzon, "With-height sound reproduction," *Journal of the Audio Engineering Society*, vol. 21, pp. 2–10, 1973.
- [2] P. Fellget, "Ambisonics. Part one: General system description," *Studio Sound*, vol. 17, pp. 20–22, 1975.
- [3] D. G. Malham and A. Myatt, "3D Sound Spatialization using Ambisonic Techniques," *Computer Music Journal*, vol. 19, no. 4, pp. 58–70, 1995.
- [4] J. Daniel, J.-B. Rault, and J.-D. Polack, "Acoustic properties and perceptive implications of stereophonic phenomena," in *Audio Engineering Society Conference: 16th International Conference: Spatial Sound Reproduction*, 3 1999.
- [5] A. Sontacchi, *Dreidimensionale Schallfeldreproduktion für Lautsprecher- und Kopfhöreranwendungen*. PhD thesis, TU Graz, 2003.
- [6] J. Daniel, *Représentation de champs acoustiques, application à la transmission et à la reproduction de scènes sonores complexes dans un contexte multimédia*. PhD thesis, Université Paris 6, 2001.
- [7] D. Ward and T. Abhayapala, "Reproduction of a plane-wave sound field using an array of loudspeakers," *IEEE Transactions on Speech and Audio Processing*, vol. 9, pp. 697–707, September 2001.
- [8] M. Frank, "How to make Ambisonics sound good," in *Forum Acusticum*, (Krakow), 2014.
- [9] K. Wendt, *Das Richtungshören bei der Überlagerung zweier Schallfelder bei Intensitäts- und Laufzeitstereophonie*. PhD thesis, RWTH Aachen, Germany, 1963.
- [10] J. Ahrens and S. Spors, "An analytical approach to sound field reproduction using circular and spherical loudspeaker distributions," *Acta Acustica united with Acustica*, vol. 94, no. 6, pp. 988–999, 2008.
- [11] D. M. Leakey, "Some measurements on the effects of interchannel intensity and time differences in two channel sound systems," *The Journal of the Acoustical Society of America*, vol. 31, no. 7, pp. 977–986, 1959.

- [12] F. L. Wightman and D. J. Kistler, "The dominant role of low-frequency interaural time differences in sound localization," *The Journal of the Acoustical Society of America*, vol. 91, no. 3, pp. 1648–1661, 1992.
- [13] M. Frank, *Phantom Sources using Multiple Loudspeakers in the Horizontal Plane*. PhD thesis, University of Music and Performing Arts Graz, Austria, 2013.
- [14] P. Stitt, S. Bertet, and M. van Walstijn, "Off-centre localisation performance of ambisonics and HOA for large and small loudspeaker array radii," *Acta Acustica united with Acustica*, vol. 100, no. 5, 2014.
- [15] G. W. Elko, R. A. Kubli, and J. M. Meyer, "Audio system based on at least second order eigenbeams," *Int Patent WO 03/061336 A1*, 2003.
- [16] M. Kronlachner, "Plug-in suite for mastering the production and playback in surround sound ambisonics," in *Gold-Awarded Contribution to AES Student Design Competition*, 2014.
- [17] A. K. Heller and E. M. Benjamin, "The ambisonic decoder toolbox," in *Linux Audio Conference*, (Karlsruhe), 2014.
- [18] D. H. Cooper and T. Shiga, "Discrete-matrix multi-channel stereo," *Journal of the Audio Engineering Society*, vol. 20, no. 5, pp. 346–360, 1972.
- [19] M. Frank and F. Zotter, "Localization experiments using different 2D Ambisonics decoders," in *25th Tonmeistertagung*, (Leipzig), 2008.
- [20] V. Pulkki, "Virtual sound source positioning using vector-base amplitude panning," *Journal of the Audio Engineering Society*, vol. 45, no. 6, pp. 456–466, 1997.
- [21] M. Frank, "Localization using different amplitude-panning methods in the frontal horizontal plane," in *Proc. of the EAA Joint Symposium on Auralization and Ambisonics*, (Berlin), pp. 42–47, 2014.
- [22] P. G. Craven and M. A. Gerzon, "Coincident microphone simulation covering three dimensional space and yielding various directional outputs," *British patent 1512514*, 1974.
- [23] G. W. Elko, R. A. Kubli, and J. M. Meyer, "Audio system based on at least second order eigenbeams," *US Patent US 7587054 B2*, 2009.
- [24] S. Bertet, J. Daniel, E. Parizet, and O. Warusfel, "Investigation on localisation accuracy for first and higher order Ambisonics reproduced sound sources," *Acta Acustica united with Acustica*, vol. 99, no. 4, pp. 642–657, 2013.
- [25] S. Braun and M. Frank, "Localization of 3D Ambisonic Recordings and Ambisonic Virtual Sources," in *1st International Conference on Spatial Audio*, (Detmold), 2011.
- [26] J. Daniel, "Evolving views on HOA: From technological to pragmatic concerns," in *1st Ambisonics Symposium*, (Graz), 2009.
- [27] N. Barrett, "The perception, evaluation and creative application of higher order Ambisonics in contemporary music practice," tech. rep., Ircam Composer in Research, 2012.
- [28] A. Farina, A. Capra, A. Amendola, and S. Campanini, "Recording and playback techniques employed for the Urban Sounds project," in *134th Convention of the Audio Engineering Society*, 2013.
- [29] S. Bertet, J. Daniel, L. Gros, E. Parizet, and O. Warusfel, "Investigation of the perceived spatial resolution of higher order Ambisonics sound fields: A subjective evaluation involving virtual and real 3D microphones," in *Audio Engineering Society Conference: 30th International Conference: Intelligent Audio Environments*, (Saariselkä), 2007.
- [30] B. Bernschütz, C. Pörschmann, S. Spors, and S. Weinzierl, "Soft-Limiting der modalen Amplitudenverstärkung bei sphärischen Mikrofonarrays im Plane Wave Decomposition Verfahren," in *Fortschritte der Akustik, DAGA*, (Düsseldorf), 2011.
- [31] T. Rettberg and S. Spors, "Time-domain behaviour of spherical microphone arrays at high orders," in *Fortschritte der Akustik, DAGA 2014*, (Oldenburg), 2014.
- [32] S. Lösler, *Schallfeldspezifische Entzerrung bei Radialfiltern begrenzter Dynamik für das Eigenmikro*. Project work, University of Music and Performing Arts Graz, 2013.

- [33] S. Lösler, *MIMO-Rekursivfilter für Kugelarrays*. M.thesis, University of Music and Performing Arts Graz, 2014.
- [34] V. Pulkki, “Spatial sound reproduction with directional audio coding,” *Journal of the Audio Engineering Society*, vol. 55, no. 6, pp. 503–516, 2007.
- [35] S. Berge, “High angular resolution planewave expansion,” in *2nd Int. Symp. Ambisonics and Spherical Acoustics*, (Paris), 2010.
- [36] A. Politis and V. Pulkki, “Sector-based directional audio coding with higher-order microphone input,” in *2nd International Conference on Spatial Audio*, (Erlangen), 2014.
- [37] N. Epain and C. T. Jin, “Super-resolution sound field imaging with sub-space pre-processing,” in *IEEE ICASSP*, (Vancouver), 2013.
- [38] C. Nachbar, F. Zotter, E. Deleflie, and A. Sontacchi, “ambiX-A Suggested Ambisonics Format,” in *3rd Ambisonics Symposium*, Lexington, KY, 2011.
- [39] F. Zotter and H. Pomberger, “Warping of the recording angle in Ambisonics,” in *1st International Conference on Spatial Audio*, (Detmold), 2011.
- [40] M. Kronlachner and F. Zotter, “Spatial transformations for the enhancement of Ambisonic recordings,” in *2nd International Conference on Spatial Audio*, (Erlangen), 2014.
- [41] F. Zotter, M. Frank, M. Kronlachner, and J.-W. Choi, “Efficient phantom source widening and diffuseness in Ambisonics,” in *Joint EAA Symposium on Auralization and Ambisonics*, (Berlin), 2014.
- [42] F. Zotter and M. Frank, “Efficient phantom source widening,” *Archives of Acoustics*, vol. 38, no. 1, pp. 27–37, 2013.
- [43] M. A. Poletti, “A unified theory of horizontal holographic sound systems,” *Journal of the Audio Engineering Society*, vol. 48, no. 12, pp. 1155–1182, 2000.
- [44] F. Zotter, M. Frank, and H. Pomberger, “Comparison of energy-preserving and all-round Ambisonic decoders,” in *Fortschritte der Akustik, AIA-DAGA*, (Meran), 2013.
- [45] D. Moore and J. Wakefield, “A design tool to produce optimized ambisonic decoders,” in *Audio Engineering Society Conference: 40th International Conference: Spatial Audio: Sense the Sound of Space*, 2010.
- [46] N. Epain, C. T. Jin, and F. Zotter, “Ambisonic decoding with constant angular spread,” *Acta Acustica united with Acustica*, vol. 100, no. 5, pp. 928–936, 2014.
- [47] M. A. Gerzon, “General metatheory of auditory localisation,” in *Audio Engineering Society Convention 92*, (Vienna), 1992.
- [48] M. Frank, “Source width of frontal phantom sources: Perception, measurement, and modeling,” *Archives of Acoustics*, vol. 38, no. 3, pp. 311–319, 2013.
- [49] F. Zotter, H. Pomberger, and M. Noisternig, “Energy-Preserving Ambisonic Decoding,” *Acta Acustica united with Acustica*, vol. 98, no. 1, pp. 37–47, 2012.
- [50] F. Zotter and M. Frank, “All-round Ambisonic panning and decoding,” *Journal of the Audio Engineering Society*, vol. 60, no. 10, pp. 807–820, 2012.
- [51] H. Wierstorf, A. Raake, and S. Spors, “Binaural assessment of multichannel reproduction,” in *The technology of binaural listening*, pp. 255–278, Springer, 2013.
- [52] A. Lindau, H.-J. Maempel, and S. Weinzierl, “Minimum BRIR grid resolution for dynamic binaural synthesis,” in *Acoustics 08 Paris*, 2008.
- [53] M. Noisternig, T. Musil, A. Sontacchi, and R. Höldrich, “A 3D real time rendering engine for binaural sound reproduction,” in *International Conference on Auditory Display (ICAD)*, vol. 9, pp. 107–110, 2003.
- [54] T. Musil, A. Sontacchi, M. Noisternig, and R. Höldrich, “Binaural-Ambisonic 4. Ordnung 3D-Raumsimulationsmodell mit ortsvarianten Quellen und Hörerin bzw. Hörer für PD,” tech. rep., IEM Report 38/07, 2007.